

TWIFO HEMANG LOWER DENKYIRA DISTRICT ASSEMBLY

ANNUAL PROGRESS REPORT FOR 2019

Prepared by:

DPCU

January, 2020

Content

1.0 INTRODUCTION.....	2
District’s Vision.....	3
Goal/Mission.....	3
Core Functions Of The District Assembly.....	3
District Sub-Structure.....	3
1.1 STATUS OF IMPLEMENTATION OF DMTDP.....	4
1.2 PURPOSE OF M&E FOR THE STATED PERIOD.....	5
1.3 PROCESSES INVOLVED AND DIFFICULTIES ENCOUNTERED	6
CHAPTER TWO	7
2.0 M&E ACTIVITIES REPORT	7
2.1 PROJECT STATUS FOR THE YEAR 2019.....	7
2.2 UPDATE ON DISBURSEMENTS FROM FUNDING SOURCES.....	35
2.3 Table: 7.....PERFORMANCE OF CORE INDICATORS & TARGETS	35
2.4 UPDATE ON CRITICAL DEVELOPMENT AND POVERTY ISSUES.....	40
2.4.1 Ghana School Feeding Programme	40
2.4.2 Livelihood Empowerment Against Poverty (LEAP)	42
2.4.3 Labour Intensive Public Works (LIPW).....	42
2.4.4 Persons with Disabilities.....	18
2.4.5 Climate Change and Disaster Risk Reduction.....	19
2.4.5 Planting for Food & Jobs.....	20
2.4.7 Implementation of Gender Mainstreaming Programmes.....	21
2.4.8 Local Economic Development.....	22
2.5 EVALUATIONS CONDUCTED; THEIR FINDINGS AND RECOMMENDATIONS	47
2.6 PARTICIPATORY M & E APPROACHES USED AND THE RESULT	48
3.0 THE WAY FORWARD	48
3.1 Key issues addressed and those yet to be addressed.....	50
Annex 1	51
Table 19: Status of Implementation of the 2019 Composite Annual Action Plan (Programme Register) .	51

1.0 INTRODUCTION

The Twifo Hemang Lower Denkyira District (THLDDA) Assembly by law was established by Legislative Instrument 2222 in 2012. The District is located on the north-western part of the Central Region of Ghana. It is bounded to the North by the Twifo Atti Morkwa District; to the South by the Abura-Asebu-Kwaman-Kese, Cape Coast Metropolis; to the West by the Wassa Mpohor District and to the East by the Assin North Municipality and Assin South Districts. The new district consists of two (2) paramountcies, namely: Hemang and Denkyira and it is coterminous with the Hemang - Lower Denkyira constituency with about 96 communities and covers an area of 674km² making it one of the largest districts in the Central Region.

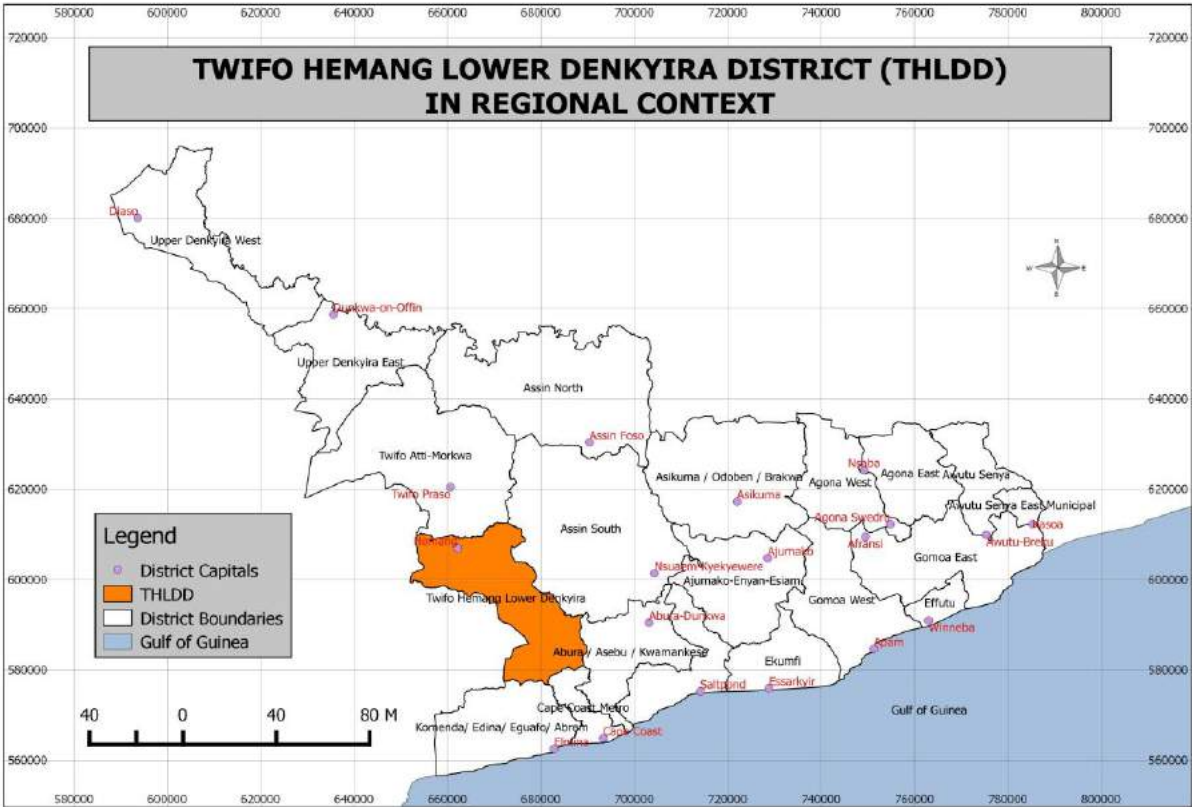


Figure 1: Geographical Location of the District in the Regional Context

The Hemang Lower Denkyira District (THLDD) is one of the twenty (20) Administrative Districts in the Central Region. According to the 2010 Population and Housing Census (PHC), the district has population of the district is 55,131 and it is projected to reach 73,710 in 2019 made up of 49.6 percent males and 50.4 percent female with an inter censal growth rate of 3.3%.

District's Vision

Improve the standard of living of the people of the district.

Goal/Mission

The District Assembly exists to facilitate total development of the people in the district within the context of good governance by effectively and efficiently mobilizing both human and material resources.

Core Functions Of The District Assembly

District Assembly exercises political and administrative authority in the district, provide guidance, give direction to, and supervise the other administrative authorities in the district.

It is responsible for the overall development of the district and shall ensure the preparation and submission through the regional coordinating council, development plans of the district to the National Development Planning Commission for approval and the budget of the district related to the approved plans to the Ministry for Finance for approval;

Additionally, it has the responsibilities to;

- formulate and execute plans, programmes and strategies for the effective mobilization of the resources necessary for the overall development of the district;
- promote and support productive activity and social development in the district and remove any obstacles to initiative and development;
- initiate programmes for the development of basic infrastructure and provide municipal works and services in the district;
- be responsible for the development, improvement and management of human settlements and the environment in the district;
- be responsible in co-operation with the appropriate national and local security agencies, for the maintenance of security and public safety in the district;
- ensure ready access to Courts in the district for the promotion of justice;

Initiate, sponsor or carry out studies that are necessary for the performance of a function conferred by this Act or by any other enactment; and perform any other functions provided for under any other enactment

District Sub-Structure

In response to the demands for popular participation in promoting decentralization and good governance, the Twifo Hemang Lower Denkyira District has been delineated into three (3) Area Councils for easy local level administration.

These include;

- ❖ Jukwa Area Council
- ❖ Wawase Area Council
- ❖ Hemang Area Council

The Annual Progress Report is prepared in line with the implementation of the District Medium Term Development Plan (2018-2021)-Agenda for Jobs, Creating Equal Opportunities for All.

1.1 STATUS OF IMPLEMENTATION OF DMTDP

The total planned projects and programmes in the 2019 Composite Annual Action Plan of the Assembly is One Hundred and Fifty (183) comprising 29 physical projects including rolled over projects from previous years and 154 non-physical projects.

Overall 155 projects/activities representing 84% of planned projects were completed. Projects/Programmes that were commenced but not completed as at 31st December, 2019 are 17 in number. This represents 9% of the total planned projects. The remaining 12 projects representing 7% of the total planned projects were (not implemented and abandoned) categorized as Yet to start and abandoned with percentage rate of 5% and 2% respectively as at December. These projects would be consciously rolled out to the 2019 Composite Annual Action Plan for implementation.

The level of implementation of planned projects/activities as at 31st December, 2019 is illustrated in figure 2 below.

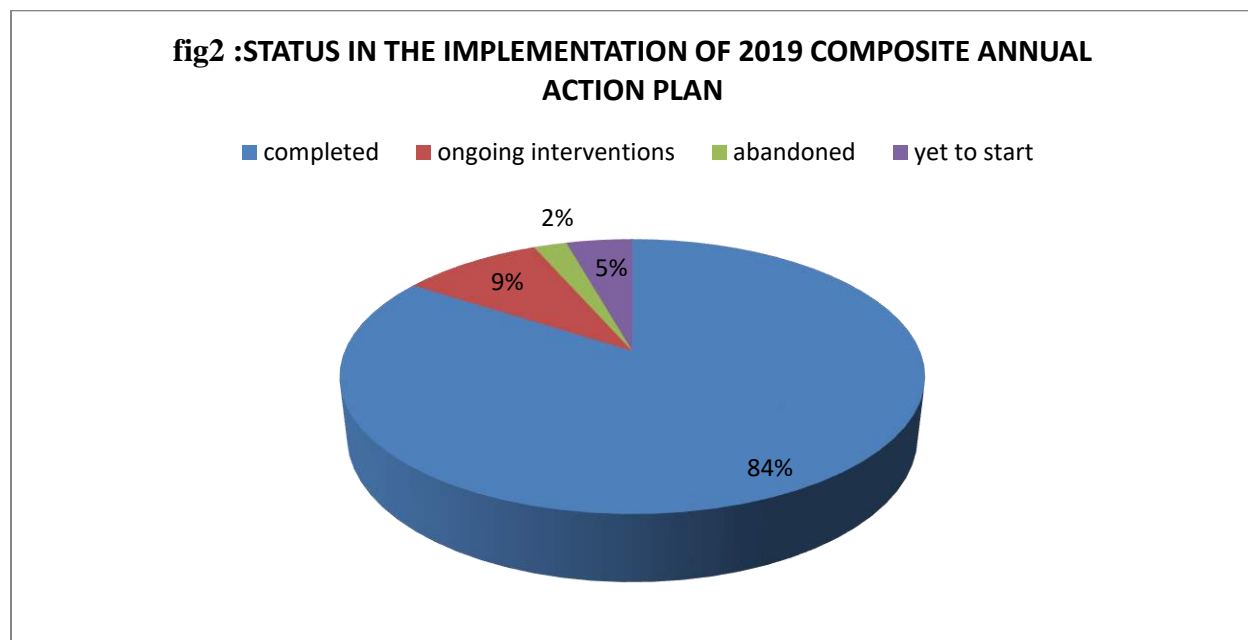


Table 1: PROPORTION OF THE DMTDP IMPLEMENTED IN 2019

	Baseline		Target	Actual
	2017	2018	2019	2019
1. Proportion of the annual action plans implemented by the end of the year:	90%	94%	100%	93%
a. Percentage completed	80%	82%	100%	84%
b. Percentage of ongoing interventions	10%	12%	N/A	9%
c. Percentage of interventions abandoned	2%	2%	N/A	2%
d. Percentage of interventions yet to start	8%	4%	N/A	5%
2. Proportion of the overall medium-term development plan implemented	21%	23.5%	25%	23.25%

Table 2: Details on the annual action plan implemented under the Agenda for Jobs Policy Framework

Sn	Development dimension	2019	
		Plan	Exec.
1.	Economic Development	47	41- Completed 2- Ongoing 1- Abandoned 3- Yet To Start
2.	Social Development	83	70- Completed 12- Ongoing 0- Abandoned 1- Yet To Start
3.	Environment, infrastructure and Human Settlement	25	21- Completed 2- Ongoing 0- Abandoned 2- Yet To Start
4.	Governance, Corruption and Accountability	29	23- Completed 1- Ongoing 3- Abandoned 2- Yet To Start
5.	Ghana's role in international affairs	0	0
	Total	184	155-Completed 17- Ongoing

1.2 PURPOSE OF THE M&E FOR THE STATED PERIOD

The essence of the M&E for the period under review is to track the level of implementation of programmes and projects in the District Composite Annual Action Plan and by extension the District Medium Term Development Plan. This is also in fulfilment of the mandate of the District Planning Coordinating Unit (DPCU) under the LI 2232 and the Local Governance Act, 2016 (Act 936) to submit to the appropriate quarters, report on the progress of all programmes and projects being implemented in the District.

1.3 PROCESSES INVOLVED AND DIFFICULTIES ENCOUNTERED

Relevant data on activities outlined for the year was collected from the departments and stakeholders including development agencies operating in the district using participatory approaches, project and programme reviews as tools. The District Planning and Coordinating Unit undertook the collation and analysis of the data. The results of the analysis were then validated and disseminated at stakeholders' review forum organized at the district capital.

The Planning Unit has great challenge of getting no or timely furnishing of data from the Departments/Unit hence the inability of completing the 20 District Core Indicators. Another challenge is the inadequacy of logistics for monitoring and evaluation.




The Planning Unit has great challenge of getting no or timely furnishing of data from the Departments/Unit hence the inability of completing the 20 District Core Indicators. Another challenge is the inadequacy of logistics for monitoring and evaluation.









CHAPTER TWO










2.0 M&E ACTIVITIES REPORT

2.1 PROJECT STATUS FOR THE YEAR 2019

Table 3: Project Register for 2019

PROJECT DISCRIPTION	DEVELOPMENT DIMENSION OF POLICY FRAMEWORK	LOCATION	CONTRACTOR /CONSULTANT	CONTRACT SUM GH₵	SOURCE OF FUNDING	DATE OF AWARD	DATE STARTED	EXPECTED DATE OF COMPLETION	EXPENDITURE TO DATE	OUTSTANDING BALANCE	IMPLEMENTATION STATUS (%)	PROJECT PICTURE	REMARKS
Construction of 1No. 4 Bedroom Residential Accommodation for DCE	Governance, Corruption and Accountability	Hemang	Maxhay Co. Ltd.	191,890.13	DACF	19/12/12	28/12/2012	19/06/13	28,783.52	163,106.61	40%		Contractor abandon site and warning letter issued for contractor to resume site
Construction of 1No. 3 Bedroom Residential Accommodation for DCD	Governance, Corruption and Accountability	Hemang	Francis Antwi Opoku Ventures	161873.52	DACF	19/12/12	07/01/13	19/06/13	24,281.03	137,592.49	40%		Contractor abandon site and warning letter issued for contractor to resume site
Construction of 1No. 4 Bedroom Residential Accommodation for DFO	Governance, Corruption and Accountability	Hemang	West Heaven Co. Ltd.	160,029.71	DACF	19/12/12	12/02/13	19/06/13	24,004.46	136,025.25	45%		Contractor on-site

Completion of 2No Area council offices at	Governance, Corruption and Accountability	Wawase and Jukwa	Mikesheron	156,095.10	DDF/DACF	2/15/2012	18/02/16	4/08/16	100,214.52	55,880.58	100%		Unoccupied currently and waiting for new area council to be constituted
Construction of 1NO. 6-Unit Classroom block, with Ancillary Facilities	Social Development	Nsuaem	Jonakot Const. Co. Ltd	329,786.27	DACF	10/07/15	15/08/15	15/02/16	311,009.01	18,777.26	100%		Facility In-use
Construction of 1No KG Block with Ancillary Facilities at ONOMAKWAA	Social Development	Onomakwaa	Roubmap Co. Ltd	174,029.58	DACF	26/08/16	12/10/16	12/03/17	103,986.90	70,042.68	100%		Facility In-use
Construction of 1No 3-Unit classroom block with Office and Store	Social Development	Asamanso	TRUSTKROWN ENTERPRISE	199,968.32	DACF	26/08/16	4/10/16	4/02/17	86,195.82	113,772.5	70%		Contractor on-site
Construction of 1no 6-unit classroom block with ancillary facilities at Camp	Social Development	Camp	Namoako co. limited	399,694.33	DACF	26/08/16	6/09/16	26/04/17	132,759.58	266,934.75	75%		Contractor Not on-site
Construction of 1No. 3-Unit Classroom block	Social Development	Pepekrom D/A	Delovery Company Ltd	125,233.90	DDF	12/08/14	19/08/2014	19/12/ 2015	80,278.68	44,955.22	70%		Contractor Not on-site
Construction of 1NO. 3-Unit Classroom Block	Social Development	Betimore	Paa Aggrey Enterprise	160,821.50	MPs CF	24/09/15	4/10/15	4/02/16	86,479.29	74,342.21	70%		Contractor on-site
Construction of 1No 2 Unit KG Block with Ancillary Facilities at	Social Development	Bremang	Dak Boat Limited	169,184.71	DACF	04/10/17	29/09/17	29/01/18	107,216.54	61,968.17	70%		Contractor Not on-site

Construction of 1No KG Block with Ancillary Facilities	Social Development	Atwereboanda	Father Thanks Co. Enterprise	170,036.52	DACF	05/01/18	06/02/18	05/07/18	78,336.84	91,699.68	50%		Contractor Not on-site
Construction of CHPS Compound	Social Development	Essukesekeyir	Metapo Const. Co. Ltd	157,443.27	DACF	18/06/15	29/08/15	29/12/15	92,642.85	64,800.42	70%		Contractor abandon site
Construction of 1NO. CHPS Compound at Shed	Social Development	Shed	Webawuni Limited	171,582.84	DACF	26/08/16	06/09/16	26/12/16	133,377.44	38,205.40	85%		Contractor abandon site
Construction Of 1no. 10-Unit Market Sheds With Two(2) Lockable Stores And 4-Seater Kvip	Economic Development	Jukwa Abodo	Alben Construction Company Limited	148,071.00	DDF/DACF	18/02/16	4/03/16	4/07/16	123,650.40	24,421.35	100%		Contractor abandon site
Construction of 1 NO CHPS Compound at	Social Development	Nyamebekyere	Messrs ALBEJO GHANA LTD	165,531.50	DACF-RFG	24/04/18	8/04/18	26/12/18	157,254.90	8,276.60	100%		Facility In-use
Construction of 1 No 2 Unit Kindergarten Block	Social Development	Kyereyewa	MSSRS AXILES CON. LTD	160,070.00	DACF-RFG	12/04/18	30/05/18	03/12/18	144,063.00	16,007.00	100%		Facility not handed for usage
Construction of 1. No. 3-Unit Classroom Block with Office and Store	Social Development	Nyameani	M/S INTEREXCEL LIMITED	200,000.00	DACF	6/05/19	8/05/19	6/11/19	0.00	0.00	75%		Contractor on-site
Construction of NHIS OFFICE	Social Development	Hemang	MSSRS GODAMP VENTURES LIMITED	180,000.45	DACF	6/05/19	8/05/19	6/11/19	0.00	0.00	40%		Contractor on-site
1 NO. CHPS Compound	Social Development	Tefredjoa	MSSRS GODAMP VENTURES LIMITED	180,000.00	DACF-RFG	30/05/19	21/09/19	21/01/20	55,304.10	124,695.9	40%		Contractor on-site



Construction of 1. No. 3-Unit Classroom Block with Office and Store	Social Development	Mbaaniaye	MSSRS BENGHAZY DEVELOPMENT COMPANY LIMITED	200,000.00	DACF-RFG	30/06/19	21/09/19	21/01/20	65,689.20	134,310.8	40%		Contractor on-site
Supply of 300 No. Dual Desk & Chairs & 200 No. Hexagonal Desk & Chairs for Schools	Social Development	District-Wide	TRUSTKROWN ENTERPRISE	81,450.00	DACF-RFG								Supplied
			MSSRS GODAMP VENTURES LIMITED	87,035.00	DACF-RFG								

Table 4: Programme Register

PROGRAMME DESCRIPTION	DEVELOPMENT DIMENSION	AMOUNT INVOLVED SUM GHS	SOURCE OF FUNDING	DATE STARTED	EXPECTED DATE OF COMPLETION	EXPENDITURE TO DATE	OUTSTANDING BALANCE	IMPLEMENTATION STATUS (%)	TOTAL BENEFICIARIES	REMARKS

Refer to Annex 1.

PROGRAMME DESCRIPTION	DEVELOPMENT DIMENSION	AMOUNT INVOLVED SUM GHS	SOURCE OF FUNDING	DATE STARTED	EXPECTED DATE OF COMPLETION	EXPENDITURE TO DATE	OUTSTANDING BALANCE	IMPLEMENTATION STATUS (%)	TOTAL BENEFICIARIES	REMARKS
ECONOMIC DEVELOPMENT										
Conduct two (2) orientation fora for MSMEs in agro-processing		3,000.00	(DACF)							
Conduct an inventory of micro small and medium enterprises (MSMEs) towards building a reliable database		3,000.00	(DACF)							
Train 15 entrepreneurs in business proposal development		3,000.00	(DACF)							
Train 25 Women Entrepreneurs in business development		2,500.00	(DACF)							

Organize 1no fair to exhibit potentials and products of the district.		20,200.00	(DACF)							
Conduct 1D1F District Implementation Team Monitoring & Meetings		10,000.00	(DACF)							
Register at least 10,000 farmers who are especially into Oil-Palm and Cassava production in the district under the planting for jobs and investments		15,000.00	(DACF)							
Establish Nursery site for the implementation of DCACT		20,000.00	(DACF)							
Supply farmers with inputs and seedlings and Fertilizers as part of Planting for Jobs & Investment		15,000.00	(DACF)							
Prepare LED strategic Plan		15,000.00	(DACF)							
Conduct quarterly meetings of District LED meetings										
Developing and promoting rich		4,000.00	(DACF)							

Historical monuments and Festivals of the District										
Train producers, processors and marketers in post-harvest handling		2,275.00	(DONOR)							
Train 50 vegetable farmers on Good Agricultural Practices (GAPs)/Agribusiness		4,175.00	(GOG)							
Organize Farmers Fora in 2 farming communities		1,500.00	(DONOR)							
Gather and disseminate market information to improve distribution		500.00	(DONOR)							
Train 50 processors, food vendors and market women in value addition and food safety, grading and standardization		4,175.00 2,273	(GOG) (DONOR)							
Train Farmers/ market women on Grading, Packaging and Standardization		7,450	(DONOR)							
Conduct 100 mini demonstrations on Improved Crop		7,000.00	(DONOR)							

Product technologies in cereal, legumes, vegetables, root and tubers and plantain.										
Build the capacity of Extension Staff in Integrated Pest Management (IPM)		2,000.00 4,200	(DACF) (DONOR)							
Publicize policy and sector plans to private sector and civil society entities (farmers day celebration)		40,000.00	(DACF)							
Provide materials and logistics such as office facilities, supplies and access etc to enhance the performance of MoFA office		6,900.00	(DONOR)							
Organize One No. District Agric. RELC Planning Session by Dec. 2019		5,250.00	(DONOR)							
DDA's monitoring, supervision, planning and coordination of Agric. Programmes		8,200 12,000	(GOG) (DONOR)							
Carry out Vaccination		3,225.00	(DACF)							

programmes on PPR for small ruminants, Rabies on domestic pets and Newcastle on poultry		3,000.00	(DONOR)							
Train 50 farmers and Input dealers on safe Use and Handling of Agro-Chemicals		4,175.00	(DONOR)							
Train livestock farmers on Good Husbandry Practices (GHP)		2,000.00	(DONOR)							
Organize Practical training for 50 Livestock farmers in Silage Preparation		5,025.00	(DONOR)							
Establish and Resource DCACT Secretariat		5,000.00								
Establish One Demonstration nursery for the production of tree seedlings		2,600.00	(DACF)							
		4,649.00	(DONOR)							
Purchase fuel and maintain official (MAG) vehicle		4,000.00	(DONOR)							
Organize field days for Crop, livestock and poultry farmers by Dec. 2019		3,000.00	(GOG)							
Conduct Farm and		12,000.00	(GOG)							

Home visits by AEs		(12,000.00	(DONOR)							
Train 50 farmers on Integrated Pest Management		4,175.00	(DACF)							
Organize Two days training for staff in Multi Rounds Annual Crops Livestock Survey (MRACLS)		2,650.00	(DONOR)							
Conduct Multi Rounds Annual Crops Livestock Survey (MRACLS)		7,100.00	(GOG)							
Conduct Multi Rounds Annual Crops Livestock Survey (MRACLS)		7,100.00	(GOG)							
Sensitize farmers through Radio Programmes (Arise FM) on Improved Agricultural Technologies		2,000.00	(DONOR)							
Organize		4,175.00	(DONOR)							

training for 50 women in quality oil palm processing										
Demonstrate the Establishment of 1 improved Livestock model Pens in the District		1,750.00	(DONOR)							
Organize 4Quarterly technical review meetings for technical staff		1,550.00 5,075.00	(GOG) (DONOR)							
Organize field days for Crop, livestock/poultry farmers by Dec. 2019		3,000.00	(GOG)							
Procure of Motorbikes and other logistics for Agric. Department		120,000.00	(CAPEX-GOG)							
Social development										
Complete the Construction of 1No. KG Classroom Block		39,494.52	(DACF)							
Complete the Construction of 1No. KG Classroom Block		120,427.93	(DACF)							
Complete the Construction of 1No. 2 Unit KG Classroom Block		55,694.71	(DACF)							
Complete the Construct of 1No.		24,010.50	(DDF)							

2-unit K.G. Classroom block										
Construct 1No. 3-unit Classroom Block with Ancillary facilities and furniture and planting of lawns		230,000.00	(DACF)							
Construct 1No. 3-unit Classroom Block with Ancillary facilities furniture and planting of lawns		230,000.00	(DDF)							
Complete 1No. 6-unit classroom block with Ancillary facilities		37,461.08	(DACF)							
Complete 1No. 6-unit classroom block with Ancillary facilities		286,088.00	(DACF)							
Complete 1No. 3-unit classroom block with Ancillary facilities		44,955.22	(DACF)							
Complete 1No. 3-unit classroom block with Ancillary facilities		122,631.32 4	(DACF)							
Complete 1No. 3-unit classroom blocks with Ancillary facilities		74,342.21	(DACF)							
Construct 1No. 3-unit Classroom Blocks with Ancillary facilities ,		230,000.00	(DDF)							

Furniture and planting of lawns										
Complete the Conversion of 1 no. 4 unit classroom block into GES District Office		10,956.84	(DACF)							
Construct 1No. 3-unit Classroom Blocks with Ancillary facilities, Furniture and planting of lawns		230,000.00	(DACF)							
Construction of 1No. KG Classroom Block and Supply of Hexagonal Desk and planting of lawns		190,000.00	(DACF)							
Rehabilitation of 5No. school buildings		50,000.00	(DACF)							
Organize District Schools sporting activities		16,000.00	(GOG)							
Construct 2 no. 4 unit teachers quarters with lawns		220,000.00	(DACF)							
Construct 2 no. 4 unit teachers quarters with lawns		220,000.00	(DACF)							
Provide scholarship and bursary to brilliant but needy		30,000.00	(DACF)							

students										
MPs Scholarship and other Education Support for Students		106,962.71	(DACF)							
Support DD to Supervise basic schools		5,200.00	(DACF)							
Organize District SPAM		4,000.00	(DACF)							
Support preparation of ADEOP		3,000.00	(GOG)							
Organize STME workshop for JHS students		1,500.00	(DACF)							
Conduct 4No. District Education Oversight Committee (DEOC) Meeting		6,000.00	(DACF)							
Organize SPAM using SEA results in 30 school communities		7,000.00	(GOG)							
Conduct Two (2) sets of Mock Exams		6,000.00	(DACF)							
Support 64 JHS Students and 3 Teachers attend Regional STME clinic		9,680.00	(GOG)							
Organize Workshop on language and literacy for 29KG teachers		6,000.00	(GOG)							

Organize a 2_Day ICT Capacity Building workshop for 120 ICT Teachers	6,000.00 2,000.00	(GOG) (DONOR)							
Organize District Education Review Meetings	2,000.00	(GOG)							
Organize District Education Review Meetings	2,000.00	(GOG)							
Organize 1No. enrolment drives (My first day at school) for 2000 pupils in the district	8,000.00	(DACF)							
Complete Supply of 300 No. Dual & 200 No. Hexagonal Desk for Schools	19,800.00	(DDF)							
Supply 50 hexagonal desks for selected K.G Schools	15,000.00	(DACF)							
Supply 100 mono desks to selected JHS	20,000.00	(DACF)							
Supply 50 Dual desks to selected Primary Schools	25,000.00	(DACF)							
Conduct CHPS Dissemination meetings to sensitize all stakeholders on new CHPS Policy	12,000.00 2000.00								
Complete 1No. CHPS	34,194.34	(DACF)							
Complete 1.No	64,800.42	(DACF)							

CHPS										
Complete 1No. CHPS Compounds		24,829.73	(DDF)							
Construction of 1No. CHPS Compound		170,445.60	(DACF)							
Construction of 1No. CHPS Compound and planting of lawns		180,000.00	(DDF)							
Construction of 1No. CHPS Compound and planting of lawns		180,000.00	(DDF)							
Develop strategies to functionalize the electoral area CHPS Policy and ensure that every electoral area has CHPS Compound		5,000.00	(GOG)							
Organize a 5-day training on the CHPS modules for 60CHOs/CHNs within the district		52,750.00	(DONOR)							
Develop and implement a comprehensive emergency preparedness plan for all Health facilities										
Collaborate with National Ambulance Service to ensure		6,200	(DACF/GOG)							

prompt transport of emergency cases to referral facilities										
Collaborate with GPRTU to improve the referral system especially for pregnant women and children under 5 years										
Establish reward scheme and produce souvenirs for all drivers to motivate drivers who transport more pregnant women to the health facility during emergency situations		30,000.00 30,000.00	(DACF/G OG) (DONOR)							
Construct 1No. National Health Insurance Office and planting of lawns		180,000.00	(DACF)							
Conduct active integrated disease surveillance with emphasis on cholera, epidemic meningitis & VHF, especially Ebola & YF		16,000.00	(DACF/G OG)							
Organize campaigns to promote healthy lifestyle		14,000	(DACF)							
Institute weekly										

corporate health walk with all departmental staff to promote exercise										
Collaborate with the Community Information Centers (CIC's) to disseminate information on healthy living throughout communities		10,000	(DONOR)							
Conduct Mass spraying and distribution of Mosquitoe net		7,000.00	(DACF)							
Conduct National Immunization Exercise		6,000.00	(DACF)							
Work to designate all three health centers in the district Baby Friendly Facilities		30,000.00	(DONOR)							
Train all maternity staff on Kangaroo Mother Care and take steps to implement the policy in all health centers to improve child care		6,000.00	(DACF/G OG)							
Train midwives and other maternity staff on		14,000.00	(DONOR)							

New Born Care Plans										
Conduct quarterly monitoring and supervision on the implementation of the New Born Care Plans to ensure its adherence		5,000.00	(GOG/DA CF)							
Conduct quarterly meetings with all TBA's in the district to educate them on contemporary issues in birth assisting with much emphasis on referrals		5,000.00	(GOG/DA CF)							
organize community durbars to create awareness on the importance of ANC and birth preparedness plan for pregnant women and the baby		10,00.00	(DONOR)							
Conduct child health promotion week and Vitamin A supplementation campaign		4,000.00	(DACF/G OG)							
Conduct community food demonstration		9,100.00	(DONOR)							

exercises to assist mothers make use of locally available ingredients to prepare nutritious food for their children.										
Establish mental health units in health centers and functionalize the district mental health network/team		4,000.00	(DONOR)							
Conduct public awareness campaigns on the importance of mental health education		5,200.00	(DACF/GOG)							
Institute a weekly public health education campaign on FP and its importance		5,500.00	(DONOR)							
Conduct a 4 day training for all CHN's in long term family planning methods - Implementation and effective counseling		8,000.00	(DONOR)							
Collaborate with Marie Stopes to offer long term FP commodities to women in the district		4,000.00	(DACF/GOG)							
Public Sensitization of HIV/AIDS in 6		3,500.00	(DACF)							

Schools										
Organize HIV/AIDS and Child Welfare Education at the 3 Area Council		9,000.00	(DACF)							
Organize World HIV/AIDS Day Celebration		4,150.00	(DACF)							
Organize Quarterly DRMT meetings		6,000.00	(DACF)							
Monitor activities of PMTCT and ART sites		3,178.10	(DACF)							
Financial Assistance for 20 PLWHIV (Quarterly)		10,000.00	(DACF)							
Setting up of Adolescent health school clubs - implementation, Adolescent Health Corners and supportive supervision in Collaboration with SHEP		3,000.00	(DACF/G OG)							
Conduct an advocacy meetings with all Queen Mothers in the district to dialogue on the way forward in terms of reducing the high teenage pregnancies and adolescent health		1,500.00	(DACF/G OG)							

Conduct at least 2 mass screening programs on TB to identify and treat cases early to prevent complications		24,000	(DONOR)							
Conduct monthly update of the TB registers in all facilities										
Conduct quarterly TB review meetings with all clinicians and chest clinic staff										
Organize a meeting with all Chemical Sellers in the district to help identify and refer suspected clients who visit them for cough mixture for early diagnosis and treatment		4,000.00	(DACF/GOG)							
Train all clinicians, CHNs and other staff on CMAN, IYCF, ENA, complementary feeding, Nutrition Plan, monitoring and coaching		10,500.00	(DONOR)							
organize training for community based growth monitors on CMAN, IYCF and Complementary		8,500.00	(DACF/GOG)							

Feeding										
Organize Monitoring of Child Labour Activities in cocoa communities and GCLMS		3,365.00	(GOG)							
Social Enquiry Reports (SERs) Field Trips for Supervision and Monitoring		3,568.00	(GOG)							
Organize social and public education on Child welfare/Rights, Domestic Violence, Social protection		3,265.00	(GOG)							
Caseworks Settlements (Maintenance, custody, paternity)		1,065.00	(GOG)							
Repair and Maintenance of equipment and logistics of DSWCD		2,445.99	(GOG)							
Organize World Day Against Child Labour (WDAKL)		3,000.00	(DACF)							
Monitor payment of Livelihood Empowerment Against Poverty (LEAP) Cash grants.		3,000.00	(DACF)							
Conduct 2-Day Mobility Training		5,000.00	(DACF)							

Workshop for PWDs and their Family Guides										
Organize planning Sessions and meeting with Collaborators on DCPCs, Child panel and DFMC		2,600.36	(GOG)							
Support to Persons with Disabilities (PWDs)		250,000.00	(DACF)							
Procure 5 Motorbikes, 1 Photocopier machine and office furniture for Social welfare/Community Devt office		70,740.74	(CAPEX-GOG)							
Organize leadership and entrepreneurship training for women's group in five (5) communities										
Organize visitations to women groups and conduct education on collective responsibilities towards community development										
Stakeholders		2,400.00	(DACF)							

Meeting with Queen mothers and opinion leaders on prevalent gender issues in										
Organize 1No. sensitization for Basic Head teachers on the need to promote sex education in Schools		1,800.00	(DACF)							
Organize Five (5) No. Education for Basic School children on Teenage pregnancy		2,000.00	(DACF)							
Co-Organize women group trainings as part of CLTS Implementation		2,800.00	(DACF)							
Supervision of sanitary labourers		2,000,00	(DACF)							
GOG-UNICEF RBF Support for ODF in 6 Communities		20,469,50	(DONOR)							
Review District Environmental and Sanitation Strategy Action Plan (DESSAP)		5,000.00	(DACF)							
Community led total (CLTS)sanitation		7,000.00	(DACF)							

implementation In 20 Communities										
To celebrate Open Defecation Free (ODF) in attained Communities		32,000.00	(DACF)							
Food hygiene and medical screening of food and drink handlers										
Domiciliary and Industrial inspection		5,000.00	(DACF)							
Inspection of sanitary facilities		3,000.00	(DACF)							
Prosecution of sanitary offenders		4,000.00	(DACF)							
Conduct Fumigation exercise and Spraying in Markets, Mosquitoe infested area, Health Centers and Institutions		80,000.00	(DACF)							
Rehabilitate 7 no. bore holes		15,000.00	(DACF)							
Drilling of 5 No. Boreholes		50,000.00	(DONOR)							
Construct 4No. Small Town Water Facility		6,800,000.00	(DONOR)							
Monitor all		2,000.00	(DACF)							

existing boreholes/ Water system										
Reviving and Formation of WSMTs and WATSAN in 15 Communities		4,000.00	(DACF)							
Counter Support for GOG-UNICEF RBF WASH Programmetowards achieving ODF in 6 communities		2,000.00	(DACF)							
School Health Education		2,000.00	(DACF)							
Complete 1 no small Town water Piped system (5% counterpart fund)		12,000.00	(DACF)							
Procurement of sanitary tools		5,000.00	(DACF)							
Construct 1No. 10 Seater W/C Toilet with Hand Washing facility		52,000.00	(DACF)							

nDpc reporting

2.2 UPDATE ON DISBURSEMENTS FROM FUNDING SOURCES

Table 1: Financial Sources (Performance)

Table 5: UPDATE ON REVENUE SOURCES

Expenditure Item	Baseline 2018	Target 2019	Actual 2019
IGF	197,286.79	280,445.73	273,650.28
DACF	1,004,760.63	3,764,871.12	2,684,476.50
MP's CF	292,132.16	305,607.75	389,407.68
PWDs CF	227,506.39	250,000.00	189,684.69
MSHAP	12,710.54	-	-
GSFP			
SRWSP-IDA	-	-	-
DDF	453,043.00	692,307.23	614,877.00
GSOP		-	-
UNFPA			
UDG			
LEAP	197,784.00	250,000.00	302,088.00
OTHERS			
TOTAL			

THLDDA Trial Balance, 2019

Table 6: UPDATE ON EXPENDITURE

Expenditure Item	Baseline 2018	Target 2019	Actual 2019
Compensation	1,045,472.82	1,356,060.91	1,483,584.85
Goods and Service	1,025,435.64	2,201,807.59	1,865,900.67
Investment/ Assets	1,559,701.44	3,025,344.56	1,220,821.00
Others			
TOTAL	3,630,609.90	6,583,213.06	4,570,306.52

THLDDA Trial Balance, 2019

2.3 Table: 7.....PERFORMANCE OF CORE INDICATORS & TARGETS

S/N	Indicator (Categorized by Development Dimension of Agenda for Jobs)	Baseline	Target	Actual
		2018	2019	2019
ECONOMIC DEVELOPMENT				
1.	Total output in agricultural production			
	i. Maize	9,537 (Mt)	10,534.7(mt)	10,338.28(mt)
	ii. Rice (milled)	210 (Mt)	250 (Mt)	242.15(mt)
	iii. Millet			
	iv. Sorghum			
	v. Cassava	61,880 (Mt)	62,246.61(Mt)	57,637.35(mt)
	vi. Yam	941 (Mt)	1,050 (Mt)	438.7(mt)

	vii. Cocoyam	12,275 (Mt)	13,258(Mt)	8,570.1(mt)
	viii. Plantain	28,161 (Mt)	29,681.35mt	25,738.2(mt)
	ix. Groundnut			
	x. Cowpea			
	xi. Soybean			
	xii. Cocoa			
	xiii. Shea butter			
	xiv. Oil palm			
	xv. Cashew nut			
	xvi. Cotton			
	xvii. Cattle	150	265	250
	xviii. Sheep	7,005	7,506	7,339
	xix. Goat	10,465	11,323	10,969
	xx. Pig	231	270	242
	xxi. Poultry	38,515	39,542	38,920
2.	Percentage of arable land under cultivation	60% (46,040)		60% (46,040)
3.	Number of new industries established			
	i. Agriculture,	350	530	450
	ii. Industry,			
	iii. Service			
4.	Number of new jobs created			
	• Agriculture			
	Indicator (Categorized by Development Dimension of Agenda for Jobs)	Baseline	Target	Actual
	• Industry			
	• Service			
SOCIAL DEVELOPMENT				
5.	Net enrolment rate			
	• Kindergarten	93.9%	93%	93%
	• Primary	95.5%	95.5%	95%
	• JHS	48.1%	45.6%	45%
6.	Gender Parity Index			
	• Kindergarten	1.00	0.99	0.99
	• Primary	1.05	1.07	1.07
	• JHS	0.98	1.02	1.02
	• SHS	1	1.00	1
7.	Completion Rate			
	• Kindergarten	81.9%	85.7%	85%
	• Primary	106.3%	95.1%	95%
	• JHS	69.2%	80.9%	80%
	• SHS	10.1%	11%	10.1%
8.	Number of operational health facilities			
	• CHP Compound	9	17	9
	• Clinic	3	0	3
	• Health Centre	3	4	0

	• Hospital	0	1	0
9.	Proportion of population with valid NHIS card			
	• Total (by sex)	48,286	59,700	46,965
	✓ Male	20,375	28,850	19,115
	✓ Female	27,911	30,850	27,850
	• Indigents	229	2,400	712
	• Informal	13,048	19,000	14,798
	• Aged	1,822	4,100	3,143
	• Under 18years	26,351	29,900	23,037
	• Pregnant woman	4,008	4,300	3,716
	Indicator (Categorized by Development Dimension of Agenda for Jobs)	Baseline	Target	Actual
10.	Number of births and deaths registered			
	• Birth (sex)			1,544
	✓ Male			777
	✓ Female			767
	• Death (sex, age group)			23
	✓ Male			25-74(8) 75+(3) 11
	✓ Female			25-74(9) 75+(3) 12
11.	Percent of population with sustainable access to safe drinking water sources¹			
	• District	53.45%	60%	53.45%
	• Urban			
	• Rural			
12.	Proportion of population with access to improved sanitation service			
	• District	53.1%	55%	54.7%
	• Urban			
	• Rural			
13.	Maternal mortality ratio (institutional)	0%	0%	0%
14.	Malaria case fatality (institutional)			
	1. Sex			
	✓ Male	0%	0%	0%
	✓ Female	0%	0%	0%
	2. Age group			
	a) <5yrs Malaria Case fatality	0%	0%	0%
	b) >5yrs Malaria Case fatality	0%	0%	0%
15.	Number of recorded cases of child trafficking and abuse			
	• Child trafficking (sex)	0	0	0
	✓ Male	0	0	0

	✓ Female	0	0	0
	• Child abuse	0	0	2
	✓ Male	0	0	2
	✓ Female	0	0	0
16.	Percentage of road network in good condition			
	Total			
	Urban			
	Feeder			
17.	Percentage of communities covered by electricity			
	Indicator (Categorized by Development Dimension of Agenda for Jobs)	Baseline	Target	Actual
	District	73.9%	75%	73.9%
	Rural			
	Urban			
18.	Reported cases of crime			
	i. Men,	Awaiting submission from GP*		
	ii. Women	Awaiting submission from GP*	Awaiting submission from GP*	Awaiting submission from GP*
	iii. Children	Awaiting submission from GP*	Awaiting submission from GP*	Awaiting submission from GP*
19.	Percentage of annual action plan implemented	80%-Implemented 10- Ongoing	95%	82%- Implemented 12%- Ongoing
20.	Number of communities affected by disaster			
	i. Bushfire	0	0	1
	ii. Floods	2	0	2
DISTRICT SPECIFIC INDICATORS				
21	NADMO			
	i) Number of major drains desilted	2	4	1
	ii) Windstorm	1	0	2
AGRIC DEPARTMENT				
	i) No. of beneficiary farmers under PERD	Male=570 Female=210	Male=1500 Female=1000	Male=168 Female=183
	ii) No of seedlings supplied to farmers under PERD	135,144	100,000.00	90,237
	iii) No of employment generated under PERD. (specify gender for farmers and farmlands)	M=570 F=210	10,000.00	M=290 F=259
	iv) No. of Farmer Based Organization/Groups registered by MMDAs	15	50	18
	v) Grass cutter	200	350	300
	vi) Oil palm			90,237(mt)
SOCIAL WELFARE & COMMUNITY DEVELOPMENT				
	i) Child Maintenance		20	31
	✓ Male			3
	✓ Female			28

	ii) Paternity		2	4
	✓ Male			
	✓ Female			4
	iii) Custody		5	6
	✓ Male			4
	✓ Female			2
ENVIRONMENTAL HEALTH & SANITATION UNIT				
	OPEN DEFECATION FREE (ODF) coverage	34.4%	50%	41%
	Food Hygiene And Medical Screening			

*challenge in getting Data from some Department/Unit, still waiting for respective Depat/Unit to furnish the DPCU with the Data gaps and furnish u accordingly

2.4 UPDATE ON CRITICAL DEVELOPMENT AND POVERTY ISSUES

CRITICAL DEVELOPMENT AND POVERTY ISSUES IN 2018

Critical Development and Poverty Issues	Allocation GH¢	Actual receipt GH¢	No of beneficiaries	
			Targets	Actuals
Ghana School Feeding Programme				
Capitation Grant	189,508.97	189,508.97	16,257	16,257
National Health Insurance Scheme	192,755.16	105,449.74	56,001	48,286
Livelihood Empowerment Against Poverty (LEAP) Programme	197,784.00	197,784.00	500	379 Caregivers/Household
National Youth Employment Programme				
One District-One Factory Programme				
One Village-One Dam Programme				
Planting for Food and Jobs Programme	109,790.00	109,790.00	560	344
Free SHS Programme	372443.24	372443.24	1,429	1,429
National Entrepreneurship and Innovation Plan (NEIP)				
Implementation of Infrastructural for Poverty Eradication Programme				
Others				

2.4.1 Ghana School Feeding Programme

The programme is currently benefiting ten (16) schools in the district. The year under review saw intensive and joint monitoring exercise by DPCU and Social Services Sub-Committee to ensure quality meals being served to pupils. The table below indicates the schools and their respective enrolment.

Table 8: Beneficiary Schools

No.	School
1	Abrafo R/C Basic
2	Frami R/C Basic

3	Baakondidi D/A KG, PRIMARY
4	Watreso/ Asamasa St. Paul's KG/Primary
5	Anhwiam KG/DA Primary
6	Betimore
7	Nyankomase KG/Primary
8	Paaso RC Basic
9	Somnyamekodur R/C Basic
10	Bobi DA
11	Mfuom D/A Basic
12	Jukwa Methodist Prim
13	Hemang R/C Basic
14	Wawase D/A Basic
15	Gyankobo D/A Basic
16	

The School Feeding Monitoring Team ensured quality service delivery by caterers through frequent monitoring visit to ensure right balanced and nutritious food are prepared and served to pupils

Challenges encountered during the Quarter include:

- Inadequate kitchen facilities in the schools.
- Untimely release of funds to caterers.
- Unavailability of potable water in the schools.
- Parental irresponsibility
- Cooking in the open space or under unhygienic conditions.
- Inactive school implementation committee

2.4.2 Livelihood Empowerment Against Poverty (LEAP)

Six LEAP payments (52nd to 57th) were made during the year under review. A total of Three Hundred and Seventy-nine (379) caregivers/ households in eighteen (18) communities received an amount of GH 197, 784.00 as social cash grants.

Sixty two LEAP beneficiaries were assisted to renew their National Health Insurance card.

2.4.3 Labour Intensive Public Works (LIPW)

This is a programme that was designed to provide employment opportunities to vulnerable and poor but active people through the implementation of labour intensive public works under the Ghana Social Opportunities Project (GSOP). The labour intensive public works were carried out in the areas of road construction/rehabilitation, climate change adaptation and construction of small earth dams.

The Twifo Hemang District Assembly undertook the Labour Intensive Public rehabilitation of feeder road on Tosen –Mfantsefuom feeder road (2.0 km), 2.5km Wawase to Nitibi and Carry out Spot improvement on Tafredjoa – Tosen feeder road (2.0 km) respectively. The programme commenced in 2013 and ended in July, 2017.

The aforementioned road has since been rehabilitated and maintained by the Communities with Communal labour

2.4.4 Persons with Disability (PWDs)

Table 9: Registration of Persons With Disability (PWDs)

A total of 27 PWDs were identified pending registration with the NCPD during the period under review.

Age	Difficulty seeing		Difficulty speaking/hearing		Difficulty moving		Unusual/strange behaviour		Fits/epilepsy		Absence of feeling		Learning Disability		Others		Total No. registered		Total	
	M	F	M	F	M	F	M	F	M	F	M	F	M	F	M	F	M	F	M	F
0-6																				
7-13																				
14-18												2	1						2	1
19-25	4	4					1								3	1			8	5
26-32	2				1														3	

33-39			1	1														1	1
40-46						2													2
47-53					4													4	
54-58																			
59-65																			
65+																			
Total	6	4	1	1	5	2	1						2	1	3	1		18	9

Table 10: Pro- Poor intervention Statistics

OUTCOMES	INDICATOR	LEAP		DACF PWDS				FREE NHIS BENEFICIARIES (PWD&LEAP)	
		ANNUAL 2018		Total amount disbursed(GH¢197,784.00)		Total amount disbursed(GH¢161,500.00)		Male	Female
Targeting the vulnerable, marginalized and disadvantaged with inclusive programs implemented at MMDAs	List of Social Inclusive programmes and targeted beneficiaries indicating the number of beneficiaries for each programme (M/F)	Total No. of beneficiaries 379		Total No. of beneficiaries (129+47+150)= 326					
		Male 94	Female 285	Male 82000.00	Female 79500.00	48	114		
		Total No. of LEAP HHs 379		Total No. of PWDs in the District 712					
		Total No. of LEAP beneficiaries in the District 379+257(recent expansion) 636		Male 358	Female 354				
		Male	Female						
		Total No. of LEAP Registrants (4 th Quarter) 2016 423		Total No. of PWDs Registrants (4 th Quarter)2016 427					
		Male	Female	Male 217	Female 210				

2.4.5 Climate Change and Disaster Risk Reduction

According to the United Nations International Strategy for Disaster Reduction (UNISDR), climate change is increasing the risk of natural disasters, with more extreme weather events, the wet season becoming wetter and the dry season drier. Bush fires and floods have become a

common occurrence in the country. This has negative effects on lives, the economy and the environment. The frequency and scale of natural disasters is increasing the need for disaster resilience, particularly prevention and preparedness measures.

Climate change and disaster risk reduction activities that were undertaken in the year under review are:

- i. Sensitization campaigns were carried out in 5 Public schools and 9 private schools on Climate Change
- ii. Inspect safety and protective apparatus used were inspected in organization, industries, market, shops etc.
- iii. Organization of tree planting, clean up campaigns, desilting of choked drains and bush clearing by zonal coordinators.
- iv. Carry out Inspections of earth drains and culvert
- v. Media discussions on disaster prevention on Community information centers.
- vi. Stakeholder meetings were organised at the 3 Area Councils on Bush Fire prevention
- vii. The year under Review saw 16 DVG's formed, inspection of Hazards in the community and preparation and identification of safe haven rescue team and materials
- viii. Fire fighting and prevention programmes organised by NADMO in collaboration GFS and the District Assembly in schools and institutions
- ix. Observance of National Sanitation Days and Clean ups exercise supervised by District Environmental Health Unit and Unit Committee in various communities
- x. Engagements of Agricultural Extension Officers with farmers in best Farming practices that protect forest cover.

2.4.6 Planting for Food and Jobs

**Table 12: Farmers registered under Planting for food and jobs
FARMER REGISTRATION-2018**

Registered farmers		Total Farmers Registered	% of registered female farmers
Male	Female		
3448	1474	4922	42.7%

Agro Input Distribution under Planting For Jobs

The planting for Food and Jobs Programme has entered Third phase this year. The department has registered some farmers this year.

A. Table 13: Seed Distribution-2018

NO.	TYPE OF CROPS	VARIETY	QUANTITY RECEIVED	QUANTIY DISTRIBUTED	BALANCE
1.	MAIZE	OBATANPA	40bgs	40BAGS	0
2.	CABBAGE	WHITE CABBAGE	500GM	500GM	0
3.	TOMATO	PETOMECH	500GM	300GM	200GM

B. Table 14: Fertilizer Distribution-2018

S/N	TYPE OF FERTILIZERS	STOCK BALANCE (2017)	QUANTITY DISTRIBUTED	BALANCE
1.	N P K	802 BAGS	802 BAGS	0
2.	UREA	850BAGS	397BAGS	453

Table 15: Farmers Registered under Planting for Food & Jobs (PFJ) – 2018**C. Farmer Registration-2018**

Registered farmers		Total Farmers Registered	% of registered female farmers
Male	Female		
3448	1474	4922	42.7%

D. Table 16: PFJ 2018 - BENEFICIARIES

DISTRICT	BENEFICIARIES			ACREAGE
THLD	MALE	FEMALE	TOTAL	569
	266	78	344	

Table 17. District Recovery of 2018 Planting for Food and Jobs**F. INPUTS RECOVERY**

S/N	TOTAL VALUE OF INPUTS (GHC)	AMOUNT RECOVERED(GHC)	BALANCE (GHC)	% RECOVERED
	10,9790.00	62,446.80	47,343.20	56.9%

Footnote:

Farmers who collected inputs last year are being sensitized to pay their debts to sustain the programme in the district.

G. Table 18: District Recovery of Planting Food and Jobs

District	Total value of input Distributed	Amount Recovered (Ghc)	Balance (Ghc)	Remarks
THLD	109,119.00	59,392.00	49,726.00	54.4% recovery

The district is seriously pursuing the beneficiaries for the recovery of the remainder of the input cost. The beneficiaries are however pleading for more time as they are having challenges with marketing their produce.

2.4.7 Implementation of Gender Mainstreaming Programmes

The District Assembly ensured all programmes and projects implemented were gender sensitive and conscious. The District Planning Coordinating Unit and the Gender Desk Officer ensure strict adherence to the year 2018 monitored the implementation of the following programmes:

- ✓ Conduct a three (3) day sensitization programme on teenage pregnancy in three (3) communities where 105 Females were sensitized
- ✓ Hygiene promotion in fifteen (10) schools during which Sixty (60) boys and One Hundred & Twenty (120) girls were trained as peer promoters in collaboration with Queen Mothers Association
- ✓ Sensitization on gender violence and parental responsibility in five (8) communities at which Sixty Five(65) males and Three hundred and twelve (312) females attended
- ✓ Advocacy on gender sensitivity in project selection and design at the 3 Area Councils where a total of 95 males and 211 females attended
- ✓ Ninety (102) women educated on participation in community gatherings and decision making
- ✓ Three (3) day sensitization programme on teenage pregnancy in three (3) communities organized at Hemang, Wawase and Hemang Area Councils of which Ninety Eight (78) men and One Hundred and Ten (110) women attended
- ✓ Six (10) communities on gender roles in sustainable sanitation practices organized at which Sixty Five (85) males and One hundred and two (102) females attended

2.4.8 LOCAL ECONOMIC DEVELOPMENT PROGRAMMES

The District Assembly consciously implemented several local economic interventions in most Departments such as the Agric Sector and the LED Committee.

The Assembly through its poverty eradication in the District implemented the following LED programmes.

- ✓ Quarterly meetings of District LED meetings organised
- ✓ Drafting of Comprehensive LED Strategic Plan
- ✓ Quarterly meetings of LED organized
- ✓ Orientation workshop for stakeholders on LED in the community and district organized
- ✓ LED team trained on implementation, Monitoring and Evaluation of LED initiatives
- ✓ Database OF MSMEs built
- ✓ Ensuring Development of Emipom Tourist Site to boost local economy and revenue

2.5 EVALUATIONS CONDUCTED; THEIR FINDINGS AND RECOMMENDATIONS

Evaluations are conducted primarily to improve decision making, resource allocation and accountability. It also provides management with the performance of a project. The District however, did not conduct any evaluation on projects implemented during the period under review.

EVALUATIONS CONDUCTED

Name of the Evaluation	Policy/programme /project involved	Consultant or resource persons involved	Methodology used	Findings	Recommendation
1. Ex-Ante evaluation of physical projects	Construction of physical projects including: <ul style="list-style-type: none"> • Water Facilities – Boreholes • Education Facilities- KG classroom block,6-unit Classroom block and 3 Unit Classroom block, • Health Facilities –CHPS, • Sanitation Facilities – Communal Toilet Facilities 	<ul style="list-style-type: none"> •District Co-ordinating Director •District Planning Officer •District Finance Officer •District Health Director •District education Director •Assembly Members •District Chief executive •District Works Engineer •District Budget Analyst •District director of Agric 	<ul style="list-style-type: none"> • Field Surveys including Data Collection and Analysis • Observations • Presentations • Dissemination • Report Writing 	<ul style="list-style-type: none"> • Low access to quality healthcare • Low access to potable water • Low access to improved sanitation facilities • Low students' attendance to school 	<ul style="list-style-type: none"> • Provision of Health Facilities (CHPS) to increase access to quality healthcare • Provision of water facilities (boreholes and mechanised boreholes) to improve access to potable water • Provision of conducive environment for teaching and learning (Classrooms,) to improve conduct hours and student's attendance

2.6 PARTICIPATORY M & E APPROACHES USED AND THE RESULT

The District were able to organise 4 Quarterly monitoring of projects and 4 M&E Review meetings participated by all relevant stakeholder of projects. However District during the period under review could not employ any of the PM&E recognised methods such as Participatory Rural Appraisal, Citizen Report Card, Community Score card and Participatory Expenditure Tracking surveys.

PM&E CONDUCTED

Name of the PM&E Tools	Policy/programme/p roject involved	Consultant or resource persons involved	Methodology used	Findings	Recommendation
1. Community Score Card (CSC) on Physical Projects	Construction of physical projects including: <ul style="list-style-type: none"> • Water Facilities – Boreholes • Education Facilities- KG classroom block,6-unit Classroom block and 3 Unit Classroom block, • Health Facilities –CHPS, 	<ul style="list-style-type: none"> •District Co-ordinating Director •District Planning Officer •District Finance Officer •District Health Director •District education 	<ul style="list-style-type: none"> • Site Meetings • Observations • Projects Reporting 	<ul style="list-style-type: none"> • Delay in the completion of projects • Community participation is Low in the execution of the projects 	<ul style="list-style-type: none"> • Provision of adequate funds for completion of projects • Identification of technical skills needed by Contractors in the communities

	<ul style="list-style-type: none"> • Sanitation Facilities – Communal Toilet Facilities • Roads 	<ul style="list-style-type: none"> Director • Assembly Members • District Chief executive • District Works Engineer • District Budget Analyst • District director of Agric 		<ul style="list-style-type: none"> • Inadequate provision of Social Amenities such as education, health, water & sanitation, 	<ul style="list-style-type: none"> • Provision of Community Social Amenities such as education, health, water, sanitation, energy, transportation and employment
2. Citizen Report Card	4 Quarterly M&E Review meetings	<ul style="list-style-type: none"> • District Co-ordinating Director • District Planning Officer • District Finance Officer • District Health Director • District education Director • Assembly Members • District Chief executive • District Works Engineer • District Budget Analyst • District director of Agric 	<ul style="list-style-type: none"> • Departmental Presentation • Group formation & Analyses of Presentations • Feedback and reporting to DPCU 	<ul style="list-style-type: none"> • Delays in release of funds affecting departmental deliveries • Lack of Community ownership in most social programmes • Increasing Teenage pregnancy as a serious concern • High Malaria prevalence in the District 	<ul style="list-style-type: none"> • Strenuous effort to increase IGF in funding most programmes • Intensification of Community development effort in community mobilization, adoption and sustenance of government initiatives/interventions/programmes • Inter-Coordinating committee made up of DHD, DSDO, DE D to come out with strategies to mitigate it • Promotions to desist populace to use the Treated net other than fencing gardens and farms as identified and Intensified education by DEH&SU in household waste management

3.0 THE WAY FORWARD

3.1 Key issues addressed and those yet to be addressed

Key issue(s) addressed

- Clearing of outstanding payments of CHPS and School facilities to speed up completion of projects for beneficiaries

Issue(s) not addressed

- The poor roads and water facilities are seriously yet to be addressed.

3.2 Recommendations

The Assembly recommends:

- Tapping and expanding revenue nets and increase collection rate to boost Internally Generated Funds (IGF) of the Assembly to furnish most programmes/projects prioritized but not implemented due to the delay of GOG in-flows

Annex 1

Table 19: Status of Implementation of the 2018 Composite Annual Action Plan (Programme Register)

s/n	Activity	Location	Output indicator	Implementation Status
1	Conduct quarterly meetings of District LED meetings	Twifo Hemang	Quarterly meetings of LED committee Conducted	Organized
2	Train livestock farmers on Good Husbandry Practices (GHP	District Wide	Husbandry practices improved	Implemented
3	Conduct 100 mini demonstrations on Improved Crop Product technologies in cereal, legumes, vegetables, root and tubers and plantain.	District Wide	100 Mini demonstration established	Organized
4	Train Livestock farmers in Silage Preparation	District Wide	Silage being used by Farmers	Implemented
5	Carry out vaccination programmes on PPR for small ruminates, rabies on domestic pets and Newcastle on poultry	District Wide	Vaccination of small ruminants and Domestic pest improved	Implemented
6	Organize training on Prophylaxis in Livestock and Poultry Production	District Wide	Vaccination treatment improved	Implemented
7	Safe Use and Handling of Agro-chemicals	District Wide	Framers use protective Clothing	Implemented
8	Sensitize and Train Farmers on the need for FBOs Formation	District Wide	New FBOs formed	Implemented
9	Train producers, processors and marketers in post-harvest handling	District Wide	Post-Harvest losses reduced	Implemented
10	Educate Vegetable farmers in Agri-business and Good Agricultural Practices	District Wide	Majority of farmers now business minded	Implemented
11	Train 5 farmer groups in Grasscutter and Rabbit production	District Wide	Non-Traditional farming enhanced	Implemented
12	Organize field days for Crop, livestock and poultry farmers	District Wide	Field Visit organized and report produced	Implemented

13	Establish Livestock and Poultry Demonstration farms in the District	District Wide	Livestock and Poultry Demonstration farms established	Implemented
14	Train FBOs on Improved Post-Harvest Management Practices	District Wide	FBOs Sensitized	Implemented
15	Organize Farmers Fora in 30 farming communities	District Wide	Farmer interface enhanced	Implemented
16	Gather and disseminate market information to improve distribution	District Wide	Market information disseminated	Implemented
17	Train selected food processors, distributors and vendors on food handling and safety	District Wide	Food handling and safety enhanced	Implemented
18	Sensitize farmers through Radio Programmes on Improved Agricultural Technologies	District Wide	Farmers use improved Agricultural technologies	Implemented
19	Train Farmers/ market women on Grading, Packaging and Standardization	District Wide	Standardization enhanced	Implemented
20	Train and Resource extension staff in Post Harvest Management and Crib Construction	District Wide	Cribs Constructed	Implemented
21	Train Agric Extension Staff in ICT	District Wide	Knowledge in ICT enhanced	Implemented
22	Build the capacity of Extension Staff in Integrated Pest Management(IPM)	District Wide	AEAs apply IPM	Implemented
23	Publicize policy and sector plans to private sector and civil society entities (farmers day)	District Wide	Farmers Day organized	Implemented
24	Provide materials and logistics such as office facilities, supplies and access etc to enhance the performance of MoFA office	District Wide	Agric. Department Functional	Implemented
25	Annual and Mid-Year Review and Report Writing for Agric. Programmes	Hemang	Annual and Mid-Year Review report produced and Submitted	Implemented
26	Organize One District Agric. Planning Session by Dec. 2018	Hemang	District Agric. Planning Sessions organized	Implemented
27	DDA's monitoring, supervision, planning and coordination of Agric Programmes	District Wide	Agric. Activities supervised regularly	Implemented
28	Carry out Farm and Home visits for technology disseminations	District Wide	New Agric. Technologies disseminated	Implemented
29	Procure Motorbikes, Computers and accessories for Agric. Dept.	Hemang	Motorbikes, Computers and accessories procured	Implemented

30	Monitor all existing boreholes/ Water system	All water systems and selected communities	No of water systems visited	ongoing
31	Conduct annual review meetings for stakeholders in water and sanitation activities	Area Councils	annual stakeholders review meeting Conducted	Implemented
32	Procure sanitary tools and disinfectants	District wide	Quantity and type of Sanitary tools and disinfectants procured	Implemented
33	Carry out BCC activities towards achieving ODF in communities	Mangoase, Bekawopa, Mbaaniaye Camp, Abek a Nkwanta, Onomakwa, Dawomase	No. of communities triggered	organized
34	Review District Environmental and Sanitation Strategy Action Plan (DESSAP)	Hemang	DESSAP Reviewed	Implemented
35	Undertake Waste Management Activities at Land fill sites	Hemang	Enhanced conditions at land fill sites	Implemented
36	Conduct Fumigation exercise and Spraying in Markets, Mosquitoe infested area, Health Centers and Schools	Jukwa Markets, Hemang Markets, Wawase Markets, Hemang Health Center, Frami Health Center, Jukwa Health Center	Selected sites disinfected from micro and macro organisms	Implemented
37	Conduct Food hygiene and medical screening for food vendors	District wide	No. of Food and drink handlers screened and issued with health certificates	Implemented
38	School Health Education	District wide	Total No. of School Educated	Implemented
39	Caseworks Settlements (Maintenance, custody, paternity)	Twifo Hemang	No. Case resolved or referred	Implemented
40	Social Enquiry Reports (SERs) Field Trips for Supervision and Monitoring	District wide	No. of SERs trips made	Implemented
41	Monitor payment of Livelihood Empowerment Against Poverty	Beneficiary communities	No. of LEAP payments made	Implemented

	(LEAP) Cash grants.	s		
42	Conduct 2 -Day Mobility Training Workshop for PWDs and their Family Guides	Twifo Hemang	No of PWDs and their Family Guides trained	Implemented
43	Support to Persons with Disabilities (PWDs)	Twifo Hemang	No of PWDs and their Family Guides trained	Implemented
44	Conduct 2 Days Capacity Building Training Workshops for PWDs and their Family Guides on Entrepreneurial Skills	Twifo Hemang	No of PWDs and their Family Guides trained in Entrepreneurial Skills	Implemented
45	Celebration of World Day Against Child Labour (WDAACL)	District wide	2018 World Day Against Child Labour celebrated	Implemented
46	Organise Monitoring of Child Labour Activities in cocoa communities and GCLMS	Beneficiary communities	No. of monitoring visits made	Implemented
47	Organise social and public education on Child welfare/Rights, Domestic Violence, Social protection	Beneficiary communities	No. of meetings organised	Implemented
48	Organise Leadership Training on Financial Management in three(3) Communities for WSMT	Paaso Asensoho Shed Pepekrom	No. of communities trained	Implemented
48	Organise CLTs in three (3) Communities	Betimore Abeka Nkwanta Nsuaem	No. of communities achieving ODF (Basic) status	Implemented
50	Organise HIV/AIDS and Child Welfare Education at the 3 Area Council	Hemang Wawase Jukwa	No. of Area Councils visited	Implemented
51	Repair and Maintenance of District Social Developments Office and Equipment's	Hemang Wawase Jukwa	No. of Area Councils visited	Implemented
52	Sensitize 150 women on participation in community gatherings and decision making	District wide	No. of women from 3 Area councils sensitized	Implemented
53	Conduct a three (3) day sensitization programme on teenage pregnancy in three (3) communities	District wide	No. of Community members' and teenagers in 3 communities educated	Implemented
54	Sensitize six (6) communities on gender roles in sustainable sanitation practices	District wide	No. of Communities sensitized	Implemented
55	Educate 10 communities on the importance of family planning.	District Wide	No. of Communities Educated	Implemented
56	Sensitize 200 women on the importance of active participation in community gatherings and decision making	District Wide	No. of Women Sensitized	Implemented
57	Stakeholders Meeting with Queen mothers and opinion leaders	District Wide	No. of Meeting organised	Implemented
58	Educate 10 communities on personal hygiene	District Wide	No, of Communities Educated	Implemented
59	Organise Quarterly DRMT	Twifo	4 regular	Implemented

	meetings	Hemang	meetings of DMRT held	
60	Monitor activities of PMTCT and ART sites	District Wide	Total No. of PMTCT/TBA and ART sites monitored	Implemented
61	Public Sensitization of HIV/AIDS in 6 Schools	District Wide	No. of Schools sensitized against stigmatization	Implemented
62	Organize World HIV/AIDS Day Celebration	Twifo Hemang	World HIV/AIDS Day Celebration organised	Implemented
63	Financial Assistance for 20 PLWHIV(Quarterly)	Twifo Hemang	Total No of Beneficiaries	Implemented
64	Conduct 1 CHPS Dissemination Meeting to sensitize all stakeholders (including health workers) on the New CHPS Policy in the District	Frami	1 CHPS dissemination meeting conducted	Implemented
65	Conduct Quarterly, Half yearly and yearly performance review meetings with all BMC's and stakeholders	Twifo Hemang	Half Year Review meeting Organised	Implemented
66	Train all maternity staff on Kangaroo Mother Care and take steps to implement the policy in all the health centers to improve child care	District Wide	Total number maternity staff trained on KMC	Implemented
67	Conduct 4 screening activities to identify diabetes and hypertension cases early	District Wide	No. of Screening exercise Conducted	Implemented
68	Establish Systems to prepare facilities for roll out of NHIS Capitation	All Health Facilities in the district	All facilities roll out on the NHIS capitation	Implemented
69	Conduct 1 nutritional status assessment survey in the district	District Wide	1 nutritional status assessment survey conducted	Implemented
70	Conduct active integrated disease surveillance with emphasis on cholera, epidemic meningitis & VHF, especially Ebola & YF	District Wide	Active surveillance on epidemic prone diseases conducted weekly	Implemented
71	Organize Mass spraying and Distribution mosquito net s	District Wide	No. of Mosquito nets and spraying exercise organised	Implemented
72	National Immunization Day Programme	District Wide	National Immunization Day observed	Implemented
73	Organise four(4) Statutory Technical Sub-Committee meeting to vet developmental Applications	Twifo Hemang	No. of statutory Technical Sub-Committee meeting organised	Implemented
74	Organise four(4) Statutory Planning Committee meeting to consider developmental Applications	Twifo Hemang	No.statutory Planning Committee meeting organised	Implemented
75	Undertake ground trothing exercise	Jukwa	No. of ground	Implemented

	within three communities	Wawase Abrafo Odumase	trothing exercise organised	
76	Prepare 3 no. Planning Schemes	Jukwa Wawase Abrafo Odumase	No. planning schemes produced	Ongoing
77	Organise Radio/Van Education programmes on Spatial development and permit acquisition	District wide	No. of Radio programmes organised	Implemented
78	Facilitate Street Naming and Property Addressing System	District wide	No. of streets and properties provided with addresses	Ongoing
79	Revision of Planning Schemes	Twifo Hemang Township Ampenkro	No. of Planning Schemes produced	Ongoing
80	Procure orthophotos for (3) Three Communities	Jukwa Wawase Abrafo Odumase	No. of orthophotos procured	Not Implemented
81	Form DVG's, inspection of Hazards in the community and preparation and identification of safe haven rescue team and materials	Selected communitie s	16 DVG's formed, 4 zones inspected for hazard events and 4 zones of safe haven identify.	Implemented
82	Carry out tree planting exercise	District wide	No. tress planted	Implemented
83	Carry out sensitization 6 schools and 5 community on Climate Change	Selected schools and communitie s	No. of schools and communities sensitized	Implemented
84	Inspect safety and protective apparatus used in organization, industries, market, shops etc.	District wide	No. of organizations inspected	Implemented
85	Carry out Inspections of earth drains and culvert	District wide	Reconstruction of affected areas	Implemented
86	Organise Stakeholder meeting at the 3 Area Council on Bush Fire prevention	Wawase Hemang Jukwa	3 No. of meetings organized	Implemented
87	Site Inspection/Monitoring and Building Permit Acquisition Programme	District Wide	Enhanced and speedy procedures in building permits acquisition	Implemented
88	Architectural Drawings for Development Projects	Twifo Hemang	Design/Procure Architectural Drawings for Development Projects	Implemented
89	Development Control	District Wide	Monitor and Control sprawling development of human settlement	Implemented
90	Procure lighting and distribute accessories for electoral areas	District wide	Quantity of Lighting accessories	Implemented

			procured	
91	Procure building materials (Cement, roofing sheets, iron rods etc) for community self - help projects and programmes	District wide	No. of Communities supported	Implemented
92	Conduct 3 day training workshop on Decentralization and local level planning for Assembly members and Area council members	Twifo Hemang	Central Admin	Implemented
93	Procure assorted office equipment for departments and units	Twifo Hemang	Central Admin	Implemented
94	Renting of Office Space for Hemang Area Council	Twifo Hemang	DA	Not Implemented
95	Conduct four (4) DISEC meetings and Other activities	Twifo Hemang	Security agencies	Organised
96	Procure assorted office stationery	Twifo Hemang	Depts/Units	Implemented
97	Procure Furnishing for 3 Area Council Offices in the District	Jukwa, Wawase Hemang	DWD	Not Implemented
98	Renting of Accommodation for Staff	Hemang	DWD	Implemented
99	Conduct four (4) DPCU meetings	Twifo Hemang	Depts/Units	organised
100	Conduct four (4) Budget committee meetings	Twifo Hemang	HODs/Units.	organised
101	Organise National Day Celebrations	District wide	Depts/Units	organised
102	Finish Preparation of the 2018 - 2021 M&E Plan	Twifo Hemang	Depts/Units/DA.	Implemented
103	Prepare 2018 Composite Budget.	Twifo Hemang	Central Admin.	Implemented
104	Finish the preparation of the 2018 – 2021 District Medium Term Dev. Plan	Twifo Hemang	Depts/Units/DA.	Implemented
105	Conduct four (4) no. D/A general assembly meetings	Twifo Hemang	Central Admin.	organised
106	Conduct four (4) no. Executive Committee Meetings	Twifo Hemang	Sub-committee/ HODs/Units	organised
107	Conduct DA sub Committee Meetings	Twifo Hemang	Sub-committees	Implemented
108	Conduct four (4) M&E quarterly review meetings with stakeholders	Twifo Hemang	HODs	Implemented
109	Conduct two (2) day orientation for Area Council and Unit committee members	Area Councils	Area councils	Implemented
110	Conduct four (4) programme and project monitoring activities	District wide	Depts/Units	Implemented

111	Conduct quarterly revenue enhancing programmes	District wide	DPCU/Central Admin	Implemented
112	Train 35 Management Staff on Office Management skills and Information Technology (Word, Power Point and Excel)	Twifo Hemang	HRM	Implemented
113	Sensitization workshop on LGS protocols for all staff (140)	Twifo Hemang	HRM	Implemented
114	Train 25 EHO on Waste Management, Pest Control And Food Safety.	Twifo Hemang	HRM	Implemented
115	Train 24 Assembly members and HODs on the model standing orders, Committee system of the Assembly and the new local governance Act (936) , Leadership skills	Twifo Hemang	HRM	Implemented
116	Conduct a day's Orientation workshop for 50 local artisans on product branding and Marketing	Twifo Hemang	HRM	Implemented
117	2no. Laptop and 1no. Printer	Twifo Hemang	HRM	Procured

TWIFO HEMANG LOWER DENKYIRA DISTRICT ASSEMBLY

*In case of reply the reference number
and the date of this letter should be quoted*

Our Ref: THLDDA/APR25/05/18

Your Ref:



REPUBLIC OF GHANA

www.hemanglowerdenkyira.org

Office of the District Assembly

District Administration

P. O. Box 7

TWIFO HEMANG

hemanglowerdenkyirad@yahoo.com

22ND February, 2019

SUBMISSION OF ANNUAL PROGRESS REPORT FOR 2018

I write to submit forthwith the Annual Progress Report on the District Development Programmes/Projects for the 2018 Annual Fiscal year.

Accept for your documentation, please.

Thank you.

PETER KWESI WILSON
DISTRICT COORDINATING DIRECTOR
For: DISTRICT CHIEF EXECUTIVE

REGIONAL MINISTER
CENTRAL REGIONAL COORDINATING COUNCIL
CAPE COAST

CC:
REGIONAL ECONOMIC PLANNING OFFICER
REGIONAL COORDINATING COUNCIL
CAPE COAST.

NATIONAL DEVELOPMENT PLANNING COMMISSION
NO. 13, SWITCHBACK ROAD
CANTONMENTS, ACCRA

